








T01 Women's 3000m

posn	bib	athlete	team	perf	points
1	33	ELINOR KIRK	Wales	09:28.3	8.0 
2	11	LOUISE SMALL	England	09:29.0	7.0 
3	55	SASKIA MILLARD	GB Juniors	09:32.0	6.0 
4	22	ELOISE WALKER	Scotland	09:34.6	5.0 
5	66	SAMANTHA HARRISON	BAL/UKWL	09:42.7	4.0 
6	44	JESSICA CRAIG	Northern Ireland & Ulster	09:57.2	3.0 



T02 Men's 400mH

Meeting Record: 50.36s Chris McAlister BAL/UKWL 2018

posn	bib	athlete	team	perf	points
1	1	EFEKEMO OKORO	England	50.86	8.0 
2	2	JACK LAWRIE	Scotland	51.76	7.0 
3	6	ALEX DALEY	BAL/UKWL	52.07	6.0 
4	5	SEAMUS DERBYSHIRE	GB Juniors	52.42	5.0 
5	4	PAUL SEXTON	Northern Ireland & Ulster	57.01	4.0 

T03 Women's 400mH

Meeting Record: 57.91s Caryl Granville Wales 2017

posn	bib	athlete	team	perf	points
1	66	JESSIE KNIGHT	BAL/UKWL	57.55	8.0 
2	11	LAUREN THOMPSON	England	58.00	7.0 
3	88	NOELLE MONTCALM [CAN]	All Stars 2	58.82	6.0 
4	77	KELSEY BALKWILL [CAN]	All Stars	59.16	5.0 
5	33	LAUREN WILLIAMS	Wales	59.38	4.0 
6	55	MARCEY WINTER	GB Juniors	59.47	3.0 
7	44	KELLY MCGRORY	Northern Ireland & Ulster	01:01.39	2.0 
8	22	ANNA NELSON	Scotland	01:02.27	1.0 

T04 Women's 400m Guests

posn	bib	athlete	team	perf	points
1	154	NAYANNA DUBARRY-GAY	Victoria Park	55.48	
2	153	HANNAH FOSTER	Shaftesbury Barnet	56.00	
3	165	DANIELLA JANSEN	Ireland	58.91	

T05 Men's 400m Guests

posn	bib	athlete	team	perf	points
1	156	CALLUM DODDS	Enfield & Haringey AC	47.95	
2	157	BEN HAWKES	Leamington C & AC	48.55	
3	152	BILLY DOYLE	Pitreavie AAC	49.00	
4	147	STEFFAN DYLAN JONES	Swansea Harriers AC	49.45	
5	148	LIAM MCGIVERN	Wrexham AAC	49.83	
6	151	ALEXANDER THOMSON T38	Scotland	54.85	
7	159	KYLE MAGWOOD	Ireland	55.77	
DQ	158	OISIN MCCORRY	Ireland	Rule 163.3a	

T06 Men's 100m Guests - Race 1

Meeting Record: 10.13s Joel Fearon England Guest 2016

posn	bib	athlete	team	perf	wind	points
1	168	ADAM THOMAS	Bracknell AC	10.47	+1.5	
2	122	OWAIN LLOYD HUGHES	Neath Harriers	10.49	+1.5	pb
3	120	DESTINY OGALI	Dacorum & Tring	10.61	+1.5	pb
4	139	OLIVER SWINNEY	Northern Ireland & Ulster	10.78	+1.5	pb
5	102	JACK LAWRENCE	Birchfield H	10.86	+1.5	
6	121	TOBY MAKOYAWO	Watford H/Windsor Slough Eton & Hounslow	10.89	+1.5	
7	138	LOUIS ALBROW	Northern Ireland & Ulster	11.20	+1.5	



T07 Men's 100m Guests - Race 2



Meeting Record: 10.13s Joel Fearon England Guest 2016

posn	bib	athlete	team	perf	wind	points
1	162	SAM GORDON	Birchfield Harriers/Wales	10.31	-1.0	pb
2	164	ANDY ROBERTSON	Sale Harriers Manchester	10.47	-1.0	
3	110	JOSHUA BROWN	Cardiff AAC	10.66	-1.0	
4	169	KAIE CHAMBERS-BROWN	Birchfield	10.69	-1.0	
5	109	KRISTIAN JONES	Cardiff AAC/Loughborough Students	10.74	-1.0	
6	119	TOBI OGUNKANMI	Watford H/Windsor Slough Eton & Hounslow	10.77	-1.0	
7	112	MAKOYE KAMPENGELE	Cardiff AAC/Cardiff Uni	10.79	-1.0	
8	111	ARRON OWEN	Cardiff AAC/Cardiff Met Uni	10.88	-1.0	





T08 Women's 100m Guests - Race 1			Meeting Record: 11.78s +3.0 Hannah Kelly Bolton AC 2018			
posn	bib	athlete	team	perf	wind	points
1	104	KIAH DUBARRY-GAY	Victoria Park H & Tower Hamlets AC	11.87	+0.1	pb
2	101	SARAH MALONE	Edinburgh AC/Edinburgh Uni	12.23	+0.1	
3	115	ISSIE TUSTIN	Cardiff AAC	12.26	+0.1	
4	141	ABIGAIL BISHELL	Sheffield & Dearne/Sheffield Hallam Uni	12.52	+0.1	





T09 Women's 100m Guests - Race 2			Meeting Record: 11.78s +3.0 Hannah Kelly Bolton AC 2018			
posn	bib	athlete	team	perf	wind	points
1	103	CASSIE-ANN PEMBERTON	Birchfield H	11.92	+1.1	
2	167	PAGE FAIRCLOUGH	Shaftesbury Barnet	11.93	+1.1	
3	107	EVE WRIGHT	Enfield & Haringey AC	11.95	+1.1	pb
4	118	SHARHNEE SKERVIN	Notts AC	12.05	+1.1	
5	105	LEONIE ASHMEADE	Wakefield H & District AC	12.18	+1.1	
6	44	LAUREN ROY	Northern Ireland & Ulster	12.21	+1.1	X

T10 Men's Walk*			Meeting Record:		
posn	bib	athlete	team	perf	points
1	7	CAMERON CORBISHLEY	All Stars	11:44.98	8.0
2	6	LUC LEGON	BAL/UKWL	13:02.27	7.0 
3	5	MATTHEW CRANE	GB Juniors	13:33.84	6.0 
DQ	1	TOM PARTINGTON	England	Rule 230.7	+

T10 Women's Walk			Meeting Record: 13:04.28 Bethan Davies Wales Guest 2016		
posn	bib	athlete	team	perf	points
4	11	ERIKA KELLY	England	13:52.36	8.0 +
5	55	PAGEN SPOONER	GB Juniors	14:46.77	pb 7.0 
6	66	NATALIE MYERS	BAL/UKWL	15:22.72	6.0 
DQ	77	JASMINE NICHOLLS	All Stars	Rule 230.7	

T11 Women's 400m			Meeting Record: 52.70s Margaret Adeoye England 2017		
posn	bib	athlete	team	perf	points
1	11	NATASHA HARRISON	England	53.95	8.0 +
2	88	HOLLY TURNER	All Stars 2	54.41	pb 7.0
3	55	LOUISE EVANS	GB Juniors	54.45	6.0 
4	77	MICHA POWELL [CAN]	All Stars	54.49	5.0
5	22	STACEY DOWNIE	Scotland	55.00	4.0 
6	33	RHIANNON LININGTON-PAYNE	Wales	55.66	3.0 
7	44	RACHEL MCCANN	Northern Ireland & Ulster	56.60	2.0 X
8	66	CHARLOTTE BUCKLEY	BAL/UKWL	58.51	1.0 

T12 Men's 400m			Meeting Record: 46.46s Dwayne Cowan BAL/UKWL 2016		
posn	bib	athlete	team	perf	points
1	1	LEE THOMPSON	England	46.40	8.0 +
2	161	GAONE LEANAME MAOTOANONG	Botswana	46.95	
3	5	ETHAN BROWN	GB Juniors	47.28	7.0 
4	2	GRANT PLENDERLEITH	Scotland	47.28	6.0 
5	7	ROBERT SHIPLEY	All Stars	47.81	5.0
6	8	LEWIS DAVEY	All Stars 2	48.09	4.0
7	6	CLOVIS ASONG	BAL/UKWL	48.59	3.0 
8	3	REECE MIDDLETON	Wales	48.72	2.0 

T13 Women's 1 Mile					
posn	bib	athlete	team	perf	points
1	77	AIMEE PRATT	All Stars	04:38.48	8.0
2	11	DANIELLE HODGKINSON	England	04:43.24	7.0 +
3	55	ERIN WALLACE	GB Juniors	04:44.00	pb 6.0 
4	22	KERRY MACANGUS	Scotland	04:48.84	5.0 
5	33	EMILY KEARNEY	Wales	04:50.87	pb 4.0 
6	66	LORI HANDBURY	BAL/UKWL	04:53.31	pb 3.0 
7	44	RACHEL GIBSON	Northern Ireland & Ulster	04:55.64	2.0 X

T14 U15 Girls' 4x100 Relay FINAL

Meeting Record: 53.00s Trafford AC 2016







posn	bib	athlete	team	perf	points
1	F	Natachi Owisi Favour Joseph Olivia Brown Success Eduan	Sale Harriers Manchester A	49.36	
2	A	Ruby Bowie Macy Preece Esther Wilding Georgia Donald	Crewe & Nantwich AC A	50.90	
3	J	Lara Battersby Martha Willetts Fatoumatta Bojang Imogen Pughe	West Cheshire Athletic Club	51.70	
4	H	Amber Hughes Katie Piercy Lauren Holden Jessica Keenan	Southport Waterloo	52.00	
5	K	Emma Ashby Leah Butterfill Lola Evans Maddy Torbiitt	Wreake & Soar Valley A	55.20	
6	G	Lucy Herbert Deborah Ontuwa Tega Akapoiiwi Jasmine Reed	Sale Harriers Manchester B	55.50	
7	I	Neve Davenport Imogen Davenport Millie Bayman Jessica Molloy	Trafford Athletic Club	57.10	
8	D		Macclesfield Harriers & AC	59.00	

T15 U15 Boys' 4x100 Relay FINAL







Meeting Record: 51.31s Sale Harriers 2016

posn	bib	athlete	team	perf	points
1	I	Caden Uzigwe Seb Valentine Billy Kirkby Joel T	Trafford Athletic Club	49.18	
2	H	Nathan Fitzgerald Rhys Hulse Jack Clark Marcu	Southport Waterloo	50.08	
3	K		Wreake & Soar Valley A	52.43	
4	D		Macclesfield Harriers & AC	52.66	
5	A	Isaac Leydon Thomas Stokes Oliver Atkinson E	Crewe & Nantwich AC A	57.18	

T16 Women's 100m Ambulant







posn	bib	athlete	team	perf	wind	raza	points	
1	11	SOPHIE HAHN T38	England	12.72	+1.0	1032	8.0	
2	66	KADEENA COX T38	BAL/UKWL	13.81	+1.0	828	7.0	
3	22	AMY CARR T37	Scotland	14.74	+1.0	765	6.0	
4	55	INDIA OATES T35	GB Juniors	16.45	+1.0	651	5.0	
5	171	JULIE ROGERS T63	Bedford & County AC	17.23	+1.0	628		
6	44	EVE WALSH DANN T38	Northern Ireland & Ulster	14.68	+1.0	600	4.0	
7	33	KIRSTY TAYLOR T44	Wales	14.44	+1.0	583	3.0	
8	77	MOLLY HOPKINS T62	All Stars	14.93	+1.0	442	2.0	








T17 Men's 100m Ambulant





posn	bib	athlete	team	perf	wind	raza	points	
1	5	THOMAS YOUNG T38	GB Juniors	11.27	+0.7	949	8.0	
2	6	OLA ABIDOGUN T47	BAL/UKWL	11.19	+0.7	921	7.0	
3	3	RHYS JONES T37	Wales	11.79	+0.7	907	6.0	
4	1	JAVAUGHN PARKES T36	England	12.78	+0.7	778	5.0	
5	2	ALEXANDER THOMSON T38	Scotland	11.93	+0.7	754	4.0	
6	7	JAMES LEDGER T12	All Stars	11.86	+0.7	718	3.0	
7	4	CONOR MCILVEEN T38	Northern Ireland & Ulster	13.06	+0.7	332	2.0	






T18 Women's 100m





Meeting Record: 11.37s +3.2 Kristal Awauh GB Juniors 2018









posn	bib	athlete	team	perf	wind	raza	points	
1	11	KIMBELY BAPTISTE	England	11.61	+0.8		8.0	
2	66	REBECCA JEGGO	BAL/UKWL	11.87	+0.8	pb	7.0	
3	22	KATY WYPER	Scotland	11.88	+0.8		6.0	
4	88	TOREMA THOMPSON	All Stars 2	11.94	+0.8		5.0	
5	33	HANNAH WILLIAMS	Wales	12.04	+0.8		4.0	
6	44	LAUREN ROY	Northern Ireland & Ulster	12.16	+0.8		3.0	
7	55	LAKEISHA OWUSU-JUNIOR	GB Juniors	12.19	+0.8		2.0	








T19 Men's 100m		Meeting Record: 10.00s Joel Fearon England 2016				
posn	bib	athlete	team	perf	wind	points
1	2	ADAM THOMAS	Scotland	10.44	+1.2	8.0 
2	7	ANDY ROBERTSON	All Stars	10.50	+1.2	7.0 
3	6	KAIE CHAMBERS-BROWN	BAL/UKWL	10.57	+1.2	6.0 
4	5	JOEL PASCALL-MENZIE	GB Juniors	10.57	+1.2	5.0 
5	1	MARVIN POPOOLA	England	10.65	+1.2	4.0 
6	4	DEAN ADAMS	Northern Ireland & Ulster	11.00	+1.2	3.0 
7	3	SAMUEL GORDON	Wales	56.35	+1.2	2.0 









T20 Men's 3000m						
posn	bib	athlete	team	perf	wind	points
1	6	EUAN GILCHRIST	BAL/UKWL	08:32.28		8.0 
2	4	NEIL JOHNSTON	Northern Ireland & Ulster	08:33.35		7.0 
3	1	BEN BRADLEY	England	08:34.27		6.0 
4	5	MAX HEYDEN	GB Juniors	08:37.95		5.0 

T21 Women's 100m Hurdles		Meeting Record: 13.28s +1.5 Alicia Barrett Chesterfield 2018				
posn	bib	athlete	team	perf	wind	points
1	22	HEATHER PATON	Scotland	13.44	+2.4	8.0 
2	11	JESSICA HUNTER	England	13.46	+2.4	7.0 
3	55	JENNA BLUNDELL	GB Juniors	13.65	+2.4	6.0 
4	66	ANGELITA BROADBELT BLAKE	BAL/UKWL	13.83	+2.4	5.0 
5	44	MOLLIE COURTNEY	Northern Ireland & Ulster	13.87	+2.4	4.0 

T22 Men's 110m Hurdles		Meeting Record: 13.60s Robert Sakala 2017				
posn	bib	athlete	team	perf	wind	points
1	1	JAKE PORTER	England	14.04	+1.1	8.0 
2	6	JONATHON ROSS	BAL/UKWL	14.04	+1.1	7.0 
3	5	TRE THOMAS	GB Juniors	14.68	+1.1	6.0 
4	2	ANDREW MURPHY	Scotland	14.95	+1.1	5.0 

T23 Women's 3000m Steeplechase		Meeting Record: 9:48.87 Iona Lake England 2017				
posn	bib	athlete	team	perf	wind	points
1	133	ALYCIA BUTTERWORTH	Canada	09:43.73		
2	131	MARIE BOUCHARD	France	10:00.51		
3	44	KERRY O'FLAHERTY	Northern Ireland & Ulster	10:07.62		8.0 
4	66	LAUREN STODDART	BAL/UKWL	10:48.65		7.0 
5	55	MAISIE GRICE	GB Juniors	10:54.10		6.0 
6	33	LAUREN COOPER	Wales	11:01.56		5.0 
7	132	VICKI CRONIN	Trafford AC/Manchester Uni	11:02.17		
DQ	11	REBECCA BERGER-NORTH	England	Rule 169.7		4.0 

T24 Women's 200m		Meeting Record: 23.32s Alisha Rees GB Juniors 2017				
posn	bib	athlete	team	perf	wind	points
1	11	KIMBELY BAPTISTE	England	23.55	-0.6	8.0 
2	66	JESSICA TAYLOR-JEMMETT	BAL/UKWL	24.37	-0.6	7.0 
3	55	HANNAH KELLY	GB Juniors	24.49	-0.6	6.0 
4	22	STACEY DOWNIE	Scotland	24.55	-0.6	5.0 
5	163	TSAONE SEBELE	Botswana	24.72	-0.6	4.0 
6	33	AMY ODUNAIYA	Wales	25.05	-0.6	3.0 
7	44	JENNA BREEN	Northern Ireland & Ulster	46.70	-0.6	2.0 

T25 Men's 200m		Meeting Record: 20.57s Reece Prescod England 2016				
posn	bib	athlete	team	perf	wind	points
1	166	ANDREW MORGAN-HARRISON	Kingston upon Hull	20.96	+0.1	8.0 
2	7	ANDY ROBERTSON	All Stars	21.19	+0.1	7.0 
3	8	ELLIOT POWELL	All Stars 2	21.25	+0.1	6.0 
4	6	CONFIDENCE LAWSON	BAL/UKWL	21.33	+0.1	5.0 
5	5	FRASER ANGUS	GB Juniors	21.36	+0.1	4.0 
6	1	NICHOLAS PRYCE	England	21.51	+0.1	3.0 
7	4	MICHAEL MCAULEY	Northern Ireland & Ulster	21.58	+0.1	2.0 
8	3	MAKOYE KAMPENGELE	Wales	21.66	+0.1	1.0 

T26 Women's 800m			Meeting Record: 2:05.03 Katy-Ann McDonald England 2016		
posn	bib	athlete	team	perf	points
1	55	ISABELLE BOFFEY	GB Juniors	02:06.98	8.0 
2	44	KATIE KIRK	Northern Ireland & Ulster	02:07.77	7.0 
3	11	KIRSTY FRASER	England	02:08.11	6.0 
4	66	BETH ANSELL	BAL/UKWL	02:08.18	5.0 
5	22	PHILIPPA MILLAGE	Scotland	02:08.36	4.0 
6	33	JADE WILLIAMS	Wales	02:09.28	3.0 

T27 Men's 800m			Meeting Record: 1:50.45 Ben Greenwood Scotland 2016		
posn	bib	athlete	team	perf	points
1	5	OLIVER DUSTIN	GB Juniors	01:50.08	8.0 
2	144	AHMED BASHIR-FARAH	City of Sheffield & Dearne AC	01:51.35	
3	1	WILL SNOOK	England	01:51.57	7.0 
4	3	DAVID LOCKE	Wales	01:51.94	6.0 
5	2	PATRICK TAYLOR	Scotland	01:52.41	5.0 
6	6	DANIEL MEES	BAL/UKWL	01:52.58	4.0 
7	4	CALLUM CRAWFORD-WALKER	Northern Ireland & Ulster	01:53.33	3.0 



T28 Men's Para 1500m					
posn	bib	athlete	team	perf	points
1	7	MIKEY BRANNIGAN [USA] T20	All Stars	03:54.59	8.0 
2	2	OWEN MILLER T20	Scotland	03:59.98	7.0 
3	4	JAMES HAMILTON T20	Northern Ireland & Ulster	04:01.46	6.0 
4	3	STEPHEN MORRIS T20	Wales	04:02.64	5.0 
5	6	ADAM WILSON T20	BAL/UKWL	04:13.20	4.0 
6	123	KIERAN O'HARA T20	Havering AC	04:17.89	630 pb
7	5	PRINCE REID T20	GB Juniors	04:19.07	609 
8	124	DANIEL WOLFF T20	Epsom & Ewell AC	04:20.65	580
9	8	FINLAY MACLENNAN	All Stars 2	04:24.57	507 2.0
10	125	JAMES MCKIBBIN	North Devon AC	04:30.48	399
11	126	OMER HOMER	Swindon Harriers	04:31.05	276
12	1	JOSHUA BETTERLEY	England	04:34.09	561 1.0 

T29 Men's 3000m Steeplechase			Meeting Record: 8:49.25 Jonathan Hopkins Wales 2017		
posn	bib	athlete	team	perf	points
1	1	TOMMY HORTON	England	09:01.77	8.0 pb 
2	5	REMILEUKEN ADEBIYI	GB Juniors	09:11.54	7.0 
3	7	DANIEL ECKERSLEY	All Stars	09:13.57	6.0 
4	2	MICHAEL DEASON	Scotland	09:17.51	5.0 
5	6	RICHARD OLLINGTON	BAL/UKWL	09:25.44	4.0 
6	8	MATEVŽ CIMERMANCIC [SLO]	All Stars 2	09:30.71	3.0

T30 Women's 4 x 400m Relay			Meeting Record: 3:40.13 Scotland 2017		
posn	bib	athlete	team	perf	points
1	77	OARABILE BABOLAYI, AMANTLE VICTOR-NKAPE, ORATILE ROSE NOWE, GALEFELE MOROKO	All Stars (Botswana)	03:35.18	8.0
2	11	NATASHA HARRISON, AMY HILLYARD, LAUREN THOMPSON, HOLLY TURNER	England	03:39.33	7.0 
3	33	LAURA TURLEY, MELISSA ROBERTS, RHIANNON LININGTON-PAYNE, LAUREN WILLIAMS	Wales	03:40.52	6.0 
4	55	LOUISE EVANS, MARCEY WINTER, NAYANNA DUBARRY-GAY, HANNAH FOSTER	GB Juniors	03:43.16	5.0 
5	44	DANIELLA JANSEN, KATIE KIRK, KELLY MCGRORY, RACHEL MCCANN	Northern Ireland & Ulster	03:52.75	4.0 
6	66	CHARLOTTE BUCKLEY, ANGELA BARRETT, BETH ANSELL, LAUREN STODDART	BAL/UKWL	03:58.35	3.0 

T31 Men's 4 x 400m Relay			Meeting Record: 3:08.06 England 2016		
posn	bib	athlete	team	perf	points
1	7	BOITUMELO MASILO, LOUNGO SCOTCH, DITIRO NZAMANI, ZIBANE NGOZI	All Stars (Botswana)	03:04.55	8.0
2	1	EFEKEMO OKORO, ELLIOTT POWELL, ROBERT SHIPLEY, LEE THOMPSON	England	03:07.53	7.0 
3	6	CLOVIS ASONG, ALEX DALEY, BEN CLARIDGE, ADAM WALKER KHAN	BAL/UKWL	03:09.96	6.0 
4	5	LEWIS DAVEY, CALLUM DODDS, BEN HAWKES, ETHAN BROWN	GB Juniors	03:09.98	5.0 
5	2	BILLY DOYLE, JACK LAWRIE, KYLE ALEXANDER, GRANT PLENDERLEITH	Scotland	03:12.43	4.0 
6	4	OISIN MCCORRY, PAUL SEXTON, KYLE MAGWOOD, CALLUM CRAWFORD WALKER	Northern Ireland & Ulster	03:27.70	3.0 

T32 Featured Event (4 x 100m Relay)					
posn	bib	athlete	team	perf	points
1		Ian Fennell Ryan Hall Kevin Metzger Jonny Ferryman	Regional Arena All Stars	44.48	
2		Caden Uzigwe Seb Valentine Billy Kirkby Joel Taylor	U15 Boys Trafford AC	48.68	
3		Robert Parkinson Ryan Morris Tim Andrews Jack Higham	DW Fitness First	49.17	
4		Natachi Owisi Favour Joseph Olivia Brown Success Eduan	U15 Girls Sale Harriers Manchester	50.24	
5		Mariam Agbolahan Mojisola Oladiti Karen Matiya Laure Kidikula	Diane Modahl Sports Foundation	58.80	

T33 Men's Mile					
posn	bib	athlete	team	perf	points
1	5	THOMAS KEEN	GB Juniors	04:11.49	8.0 
2	6	JONATHAN SHIELDS	BAL/UKWL	04:11.74	7.0 
3	1	GEORGE MILLS	England	04:11.87	6.0 
4	2	KANE ELLIOTT	Scotland	04:15.05	5.0 
5	4	CONALL KIRK	Northern Ireland & Ulster	04:17.16	4.0 

T34 Women's 4 x 100m Relay			Meeting Record: 45.02s England 2016		
posn	bib	athlete	team	perf	points
1	33	ISSIE TUSTIN, AMY ODUNAIYA, HANNAH WILLIAMS, MELISSA ROBERTS	Wales	46.4	8 
2	22	HEATHER PATON, SARAH MALONE, KATY WYPER, STACEY DOWNIE	Scotland	46.8	7 
DNF	55	CASSIE-ANN PEMBERTON, LAKEISHA OWUSU- JUNIOR, KIAH DUBARRY-GAY, EVE WRIGHT	GB Juniors		
DQ	11	TOREMA THOMPSON, PAGE FAIRCLOUGH, JESSICA TAYLOR- JEMMETT, KIMBELY BAPTISTE	England	rule 170.7	
DQ	66	ABIGAIL BISHALL, JENNA BLUNDELL, SEEMITA GUMBS, REBECCA JEGGO	BAL/UKWL	rule 170.7	





T35 Men's 4 x 100m Relay			Meeting Record: 39.80s England 2017		
posn	bib	athlete	team	perf	points
1	1	ANDREW MORGAN-HARRISON, NICHOLAS PRYCE, MARVIN POPOOLA, ANDREW ROBERTSON	England	40.56	8.0 
2	3	MAKOYE KAMPENGELE, LEON GREENWOOD, KRISTIAN JONES, JOSHUA BROWN	Wales	40.61	7.0 
3	5	JOEL PASCALL-MENZIE, OWAIN LLOYD HUGES, DESTINY OGALI, TOBY OGUNKANMI	GB Juniors	40.64	6.0 
4	6	JACK LAWRENCE, ELLIOT POWELL, JONATHAN ROSS, KAIE CHAMBERS BROWN	BAL/UKWL	40.94	5.0 
5	2	ADAM THOMAS, FRASER ANGUS, ANDREW MURPHY, STEPHEN MACKENZIE	Scotland	41.08	4.0 
DNF	4	DEAN ADAMS, MICHAEL MCAULEY, LOUIS ALBROW, OLIVER SWINNEY	Northern Ireland & Ulster		0.0 






F01 Women's Javelin*			Meeting Record: 53.83m Jo Blair England 2016		
posn	bib	athlete	team	perf	points
1	66	LAURA WHITTINGHAM	BAL/UKWL	52.89	8.0 
2	11	EMMA HAMPLETT	England	50.64	7.0 
3	77	ASHLEY PRYKE [CAN]	All Stars	50.53	6.0 
4	33	BETHAN REES	Wales	47.63	5.0 
5	136	ROSIE SEMENYTSH	Sale Harriers Manchester/Loughborough Students	45.79	4.0 
6	88	FREYA JONES	All Stars 2	45.75	4.0 
7	55	LAUREN FARLEY	GB Juniors	40.92	3.0 






F01 Men's Javelin*			Meeting Record: 71.14m Harry Hughes GB Juniors 2016		
posn	bib	athlete	team	perf	points
1	1	GAVIN JOHNSON ASSOON	England	64.53	8.0 
2	146	JOE HARRIS	Manx	63.99	7.0 
3	4	GARETH CRAWFORD	Northern Ireland & Ulster	63.24	7.0 
4	5	TOM HEWSON	GB Juniors	62.60	6.0 
5	7	SAM DEAN	All Stars	62.11	5.0 
6	6	DANIEL BAINBRIDGE	BAL/UKWL	59.59	4.0 






F02 Women's Long Jump*			Meeting Record: 6.39m +2.1 Abigail Irozuru Sale H 2018			
posn	bib	athlete	team	perf	wind	points
1	33	SARAH ABRAMS	Wales	6.25	+0.8	8.0 
2	77	JAZMIN SAWYERS	All Stars	6.25	+0.1	7.0 
3	11	ALICE HOPKINS	England	5.90	+1.2	6.0 
4	66	KITAN ELEYAE	BAL/UKWL	5.77	+0.0	5.0 
5	55	ORE ADAMSON	GB Juniors	5.72	+0.9	4.0 
6	22	HOLLY MCARTHUR	Scotland	5.68	+0.6	3.0 
7	88	STEF REID	All Stars 2	5.18	+0.8	2.0 





F02 Men's Long Jump*			Meeting Record: 7.95m Dan Bramble International Select 2017			
posn	bib	athlete	team	perf	wind	points
1	1	DAN BRAMBLE	England	7.67	+0.0	8.0 
2	6	REYNOLD BANIGO	BAL/UKWL	7.62	+0.8	7.0 
3	8	ALEX FARQUHARSON	All Stars 2	7.38	+0.8	6.0 
4	5	STEPHEN MACKENZIE	GB Juniors	7.25	+0.7	5.0 
5	4	KEITH MARKS	Northern Ireland & Ulster	7.24	+1.0	4.0 
6	7	PAUL OGUN	All Stars	7.19	+1.9	3.0 
7	2	ALESSANDRO SCHENINI	Scotland	7.13	+0.3	2.0 
8	3	CEIRION HOPKINS	Wales	6.81	+1.2	1.0 






F03 Men's Pole Vault			Meeting Record: 5.40m Harry Coppel England 2018		
posn	bib	athlete	team	perf	points
1	2	JAX THOIRS	Scotland	5.11	8.0 
2	5	FRANKIE JOHNSON	GB Juniors	4.96	6.0 
2	6	GEORGE TURNER	BAL/UKWL	4.96	6.0 
2	1	ETHAN WALSH	England	4.96	6.0 

F04 Men's High Jump			Meeting Record: 2.18m Allan Smith Scotland 2016			
posn	bib	athlete	team	perf	points	
1	2	LEWIS MCGUIRE	Scotland	2.10	8.0	
2	6	ADAM BROOKS	BAL/UKWL	2.07	7.0	
3	1	AKIN COWARD	England	2.04	6.0	
4	3	JONATHON BAILEY	Wales	2.01	5.0	
5	5	SAM BRERETON	GB Juniors	1.96	4.0	
6	8	MATTHEW ASHLEY	All Stars 2	1.91	3.0	

F05 Women's Hammer*			Meeting Record: 62.36m Sultana Frizell Ottawa Lions 2016			
posn	bib	athlete	team	perf	points	
1	11	JESSICA MAYHO	England	66.44	8.0	
2	22	RACHEL HUNTER	Scotland	64.28	7.0	
3	33	AMBER SIMPSON	Wales	57.77	6.0	
4	66	AMY HERRINGTON	BAL/UKWL	57.70	5.0	
5	55	CHARLOTTE WILLIAMS	GB Juniors	57.10	4.0	








F05 Men's Hammer*			Meeting Record: 78.91m Jake Norris GB Juniors 2018			
posn	bib	athlete	team	perf	points	
1	6	OSIAN JONES	BAL/UKWL	73.09	8.0	
2	1	CRAIG MURCH	England	71.88	7.0	
3	3	JAC PALMER	Wales	66.84	6.0	
4	5	SHAUN KERRY	GB Juniors	66.14	5.0	
5	2	CIARAN WRIGHT	Scotland	65.64	4.0	






F06 Women's Shot*			Meeting Record: 15.08m Eden Francis England 2018			
posn	bib	athlete	team	perf	points	
1	33	ADELE NICOLL	Wales	15.65	8.0	
2	11	SOPHIE MERRITT	England	14.55	7.0	
3	55	SERENA VINCENT	GB Juniors	14.24	6.0	
4	22	MHAIRI PORTERFIELD	Scotland	13.26	5.0	
5	77	SABRINA FORTUNE [F20]	All Stars	12.92	4.0	



F06 Men's Shot*			Meeting Record: 18.87m Scott Lincoln England 2016			
posn	bib	athlete	team	perf	points	
1	5	LEWIS BYNG	GB Juniors	18.06	8.0	
2	1	SAMUEL HEAWOOD	England	16.45	7.0	
3	3	PATRICK SWAN	Wales	15.70	6.0	
4	6	GEORGE HYDE	BAL/UKWL	15.50	5.0	
5	2	CRAIG CHARLTON	Scotland	15.18	4.0	
6	143	CRAIG STURROCK	Thames Valley	14.73		





F07 Women's Triple Jump*			Meeting Record: 13.60m Laura Samuel International Select			
posn	bib	athlete	team	perf	wind	points
1	11	MARY FASIPE	England	12.74	+0.2	8.0
2	22	ZARA ASANTE	Scotland	12.74	+0.0	7.0
3	66	ANGELA BARRETT	BAL/UKWL	12.66	+0.6	6.0
4	55	JAZZ SEARS	GB Juniors	12.34	+1.2	5.0

F07 Men's Triple Jump*			Meeting Record: 16.80m Nathan Douglas 2017			
posn	bib	athlete	team	perf	wind	points
1	1	NATHAN FOX	England	16.00	+0.3	8.0
2	6	JONATHAN ILORI	BAL/UKWL	15.77	+0.0	7.0
3	8	SEUN OKOME	All Stars 2	15.47	+1.6	6.0
4	2	HENRY CLARKSON	Scotland	15.20	+0.3	5.0
5	5	MIRAJI AHMED	GB Juniors	14.75	+0.5	4.0
6	4	MARK BURTON	Northern Ireland & Ulster	14.42	+0.0	3.0
7	3	THOMAS WALLEY	Wales	13.35	+1.1	2.0







F08 Women's Pole Vault			Meeting Record: 4.20m Lucy Bryant BAL/UKWL 2016			
posn	bib	athlete	team	perf	points	
1	22	COURTNEY MACGUIRE	Scotland	4.06	8.0	
2	55	JADE SPENCER-SMITH	GB Juniors	3.96	7.0	
3	88	SOPHIE DOWSON	All Stars 2	3.81	5.5	
3	11	FELICIA MILORO	England	3.81	5.5	
5	135	ELLEN MCCARTNEY	Ireland/Woodford Green AC with Essex Ladies/Brunel Uni	3.81		
6	66	ELIZABETH EDDEN	BAL/UKWL	3.66	4.0	
7	33	CLARE MAURER	Wales	3.51	3.0	
NMR	134	EMMA ANDERSSON	Sweden			

F09 Women's High Jump			Meeting Record: 1.80m Bethan Partridge England 2016		
posn	bib	athlete	team	perf	points
1	11	LAURA ZIALOR	England	1.71	8.0 
2	55	JODIE SMITH	GB Juniors	1.68	7.0 
3	66	LAURA ARMORGIE	BAL/UKWL	1.68	6.0 
4	44	ANNA MCILMOYLE	Northern Ireland & Ulster	1.61	5.0 
5	33	LAUREN EVANS	Wales	1.57	4.0 

F10 Women's Discus*			Meeting Record: 55.47m Eden Francis BAL/UKWL 2018		
posn	bib	athlete	team	perf	points
1	11	AMY HOLDER	England	53.96	8.0 
2	66	SHADINE DUQUEMIN	BAL/UKWL	51.46	7.0 
3	77	JEMMA IBBETSON	All Stars	47.06	6.0
4	55	SAMANTHA CALLAWAY	GB Juniors	45.54	5.0 
5	33	MELISSA BIRD	Wales	43.01	pb 4.0 

F10 Men's Discus*			Meeting Record: 61.86m Zane Duquemin 2016		
posn	bib	athlete	team	perf	points
1	2	NICK PERCY	Scotland	61.10	8.0 
2	5	JAMES TOMLINSON	GB Juniors	58.43	7.0 
3	1	GREG THOMPSON	England	57.22	6.0 
4	6	GEORGE ARMSTRONG	BAL/UKWL	56.19	5.0 

* = Mixed (Men & Women)

posn	team scores	After 43 events
1	England	274.5 
2	GB Juniors	236.0 
3	BAL/UKWL	233.0 
4	Scotland	180.0 
5	Wales	139.0 
6	All Stars	105.0
7	Northern Ireland & Ulster	95.0 
8	All Stars 2	60.5

Posn	Bib	R2 4X100m U13 Girls Heat 1		Perf
1	H	Charlotte Hughes, Appia Keenan, Lauren Byrne, Amelia Thompson	Southport Waterloo	59.18
2	A	Chloe Mason, Fraya-Lea Boone, Sofia Preece, Grace Hickson	Crewe & Nantwich AC A	01:00.23
3	C	Emma Bradley, Pip Nuttall, Emily Tweddle, Evie White	Horwich R M I Harriers	01:00.46
4	D	-	Macclesfield Harriers & AC	01:01.33

R2	Bib	R2 4X100m U13 Girls Heat 2		Perf
1	F	Thea Brown, Holly Garner, Tia Glover, Nancy Pickles	Sale Harriers Manchester A	53.09
2	I	Alexandra Hernandez, Jessica Rimmer, Amber Brown, Fay Lewis	Trafford Athletic Club	57.36
3	K	Olivia McFarlane, Eloise Greary, Lucy Sharp, Imogen Saunders	Wreake & Soar Valley A	01:01.67
DNS	E	-	Manchester Harriers	

R3	1	R3 4X100m U13 Boys Heat 1		Perf
1	F	Theo May, Toluwalase Adeyemi, Josh Eme, Oliver Pimlott	Sale Harriers Manchester A	53.90
2	A	Alfie Carter, Henry Smith, Archie Varley, Harrison Twigge	Crewe & Nantwich AC A	56.49
3	I	Peter Fowowe, Charlie Stanway, Che Bradley, Adam Coleman	Trafford Athletic Club	57.24
4	D	-	Macclesfield Harriers & AC	59.63
5	H	-	Southport Waterloo	01:01.58

R5	1	R5 4X100m U15 Girls Heat 1		
1	J	Lara Battersby, Martha Willets, Fatoumatta Bojang, Imogen Pughe	West Cheshire Athletic Club	51.37
2	A	Ruby Bowie, Macy Preece, Esther Wilding, Georgia Donald	Crewe & Nantwich AC A	51.52
3	G	Jas Richardson, Success Eduan, Natachi Nwosu, Favour Joseph	Sale Harriers Manchester B	55.30
4	D	-	Macclesfield Harriers & AC	58.43
5	E	Bella Danson Chapell, Sara Koffman, Evelyn Barber, Mia Leke	Manchester Harriers	01:00.81
R6	1	R6 4X100m U15 Girls Heat 2		
1	F	Lucy Herbert, Deborah Onafuwe, Tega Akpojjiyowwi, Jasmine Reed	Sale Harriers Manchester A	50.43
2	H	Amber Hughes, Kaite Piercy, Lauren Holden, Jessie Keenan	Southport Waterloo	52.58
3	K	Emma Ashby, Leah Butterfill, Lola Evans, Maddy Torbitt	Wreake & Soar Valley A	55.14
4	I	Neve Davenport, Imogen Davenport, Millie Bayman, Jessica Molloy	Trafford Athletic Club	55.89
5	L	Jodi Bemand, Sophie Grainger, Megan White, Grace Scott	West Cheshire 'B'	58.62
R7	1	R7 4X100m U15 Boys Heat 1		
1	H	Nathan Fitzgerald, Rhys Hulse, Jack Clark, Marcus Burgess	Southport Waterloo	50.13
2	A	Isaac Leydon, Thomas Stokes, Oliver Atkinson, Ethan Pender	Crewe & Nantwich AC A	50.88
3	K	David Seidu, Marcus Deane, Charlie White-Golden, Lucas Greary	Wreake & Soar Valley A	52.88

R8 1 R8 4X100m U15 Boys Heat 2				
1	I	Joel Taylor, Billy Kirby, Caden Uzoigwe, Seb Valentine	Trafford Athletic Club	49.28
2	D	-	Macclesfield Harriers & AC	51.91
DQ	F	Basil Zola, Mo Cole, Mackenna Bradshaw, James Kelly	Sale Harriers Manchester A	rule 163.a
DQ	E	Rory Smyth, Osaretin Ekhonoragbon, Jason Payne, William Brown	Manchester Harriers	rule 170.6c
R9 1 R9 4X400m U13 Mixed Time Trial 1				
1	K	Rosie Ashmore, Shai King,	Wreake & Soar Valley A	04:36.61
2	H	Hannah Keenan, Lucy Mitchell, Luke Ward, Reuben Donnelly	Southport Waterloo	04:44.93
3	A	Alfie Carter, Henry Smith, Chloe Mason, Sofia Preece	Crewe & Nantwich AC A	04:57.00
4	G	Eva Karalius, Tia Glover, Thomas Hobson, Freddie Meredith	Sale Harriers Manchester B	05:08.98
5	E	Tom Farrelly, Isabelle Stanley, Briony Corrallo, Alyssia Green	Manchester Harriers	05:25.87

R10	1	R10 4X400m U13 Mixed Time Trial 2		
1	F	Luke Kelly, Tim Zola, Lily Oldale, Emilia Southward	Sale Harriers Manchester A	04:34.32
2	I	Elena Bartalotta, Daisy Atkiss, Charlie Stanway, Charlie Owens	Trafford Athletic Club	04:39.12
3	C	Aidan McKenna, Harrison Stokes, Imogen Andreassen, Evis Cowburn	Horwich R M I Harriers	04:47.30
4	D	-	Macclesfield Harriers & AC	04:51.03
5	B	Fraya-Lea Boone, Grace Hickson, Alfie Carter, Henry Smith	Crewe & Nantwich AC B	05:00.20
6	X		Horwich B	05:12.37

R11	1	R11 4X400m U15 Mixed Time Trial 1		
1	A	Isaac Leydon, Ethan Pender, Macy Preece, Esther Wilding	Crewe & Nantwich AC A	04:02.98
2	J	Lara Battersby, Martha Willets, Fatoumatta Bojang, Imogen Pughe	West Cheshire Athletic Club	04:07.48
3	G	Izzy Burke, Libby Hill, Basil Zola, Mo Cole	Sale Harriers Manchester B	04:20.22
4	H	Rachel Murphy, Libby Simpson, Jonathan Pilkington, ?	Southport Waterloo	04:21.34
5	K	Cassandra Dodge, Lyla Bryan, Joseph Pointon, Mackenzie Bloxham	Wreake & Soar Valley A	04:39.08

R12	1	R12 4X400m U15 Mixed Time Trial 2		
1	F	Olivia Brown, Hermione Mason, James Kelly, Harry Edmundson	Sale Harriers Manchester A	04:09.05
2	E	-	Manchester Harriers	04:17.41
3	D	-	Macclesfield Harriers & AC	04:18.32
4	I	Isabelle Bryan, Lila Wainwright, Harry Smith, Charlie Atkiss	Trafford Athletic Club	04:20.02
5	B	Ruby Bowie, Georgia Donald, Isaac Leydon, Ethan Pender	Crewe & Nantwich AC B	04:20.38
6	L	Lara Battersby, Martha Willets, Fatoumatta Bojang, Imogen Pughe	West Cheshire AC	04:47.01
R13	2	R13 4X100m U13 Girls Final		
1	F	Thea Brown, Holly Garner, Tia Glover, Nancy Pickles	Sale Harriers Manchester A	53.75
2	I	Alexandra Hernandez, Jessica Rimmer, Amber Brown, Fay Lewis	Trafford Athletic Club	58.85
3	H	Charlotte Hughes, Appia Keenan, Lauren Byrne, Amelia Thompson	Southport Waterloo	01:00.45
4	A	Chloe Mason, Fraya-Lea Boone, Sofia Preece, Grace Hickson	Crewe & Nantwich AC A	01:02.46
5	K	Olivia McFarlane, Eloise Greary, Lucy Sharp, Imogen Saunders	Wreake & Soar Valley A	01:02.49
6	D	-	Macclesfield Harriers & AC	01:02.90
7	C	Emma Bradley, Pip Nuttall, Emily Tweddle, Evie White	Horwich R M I Harriers	01:03.02

R14	2	R14 4X100m U13 Boys Final		
1	F	Theo May, Toluwalase Adeyemi, Josh Eme, Oliver Pimlott	Sale Harriers Manchester A	54.96
2	A	Alfie Carter, Henry Smith, Archie Varley, Harrison Twigge	Crewe & Nantwich AC A	57.36
3	I	Peter Fowowe, Charlie Stanway, Che Bradley, Adam Coleman	Trafford Athletic Club	58.01
4	D	-	Macclesfield Harriers & AC	01:00.33
5	H	-	Southport Waterloo	01:01.27